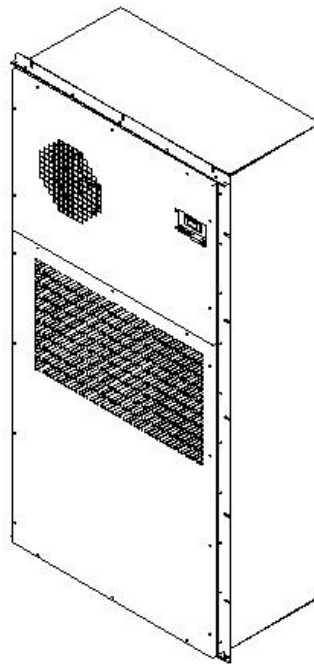




AC20000w cabinet air conditioner datasheet



AC Power Cabinet Air Conditioner
AC1200-2
Changzhou Chen Tong Yuan Communication Equipment Co.,Ltd
Please read the data sheet carefully before application, and contact us for further technical information
Email:info@cytech.org.cn
Website:www.cytechorg.com

Note: The air conditioner has the function of power-on automatic start-up. Normally, no manual adjustment is needed.

1. Product Introduction

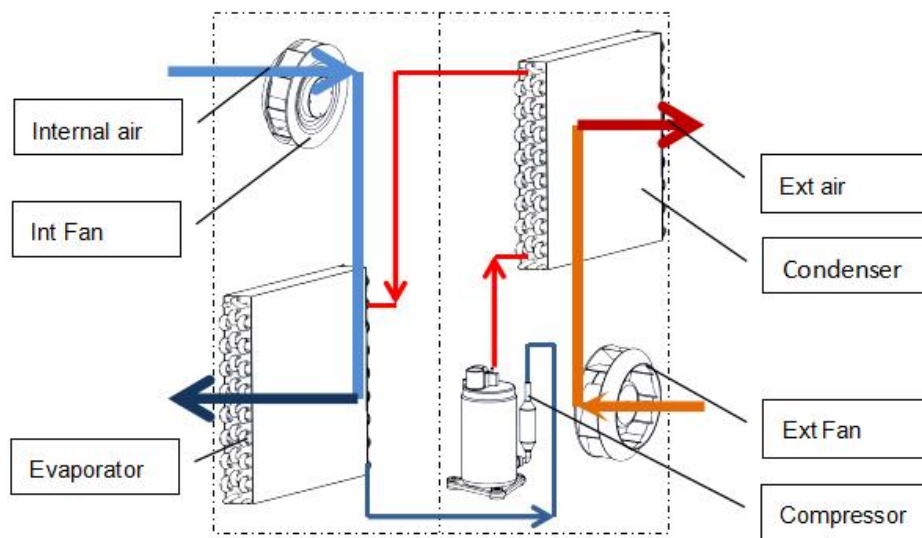
Cabinet air conditioner is actively cooling with compressor, and it will remove the heat inside the cabinet to outside. It also can keep the dust and heat outside the cabinet, avoiding problems from using fan. The inside cabinet can be maintained at an ideal temperature for electrical components which effectively guarantees the stability of the electronic equipment and improves the reliability of the whole system.

2. Product Feature

- ◆ This series of products can be widely used for outdoor telecom cabinets, battery cabinets, electric cabinets and industry control cabinets etc.
- ◆ The protective level of internal and external circulation is IP55, which can protect cabinet to avoid moisture, dust, water. The air conditioner can also be indoor or outdoor installed.
- ◆ This system is suitable for high/low temperature working conditions of 55 °C/-40 °C.
- ◆ Digital temperature controller and high precision of temperature control.

3. Thermal cycle and air flowing

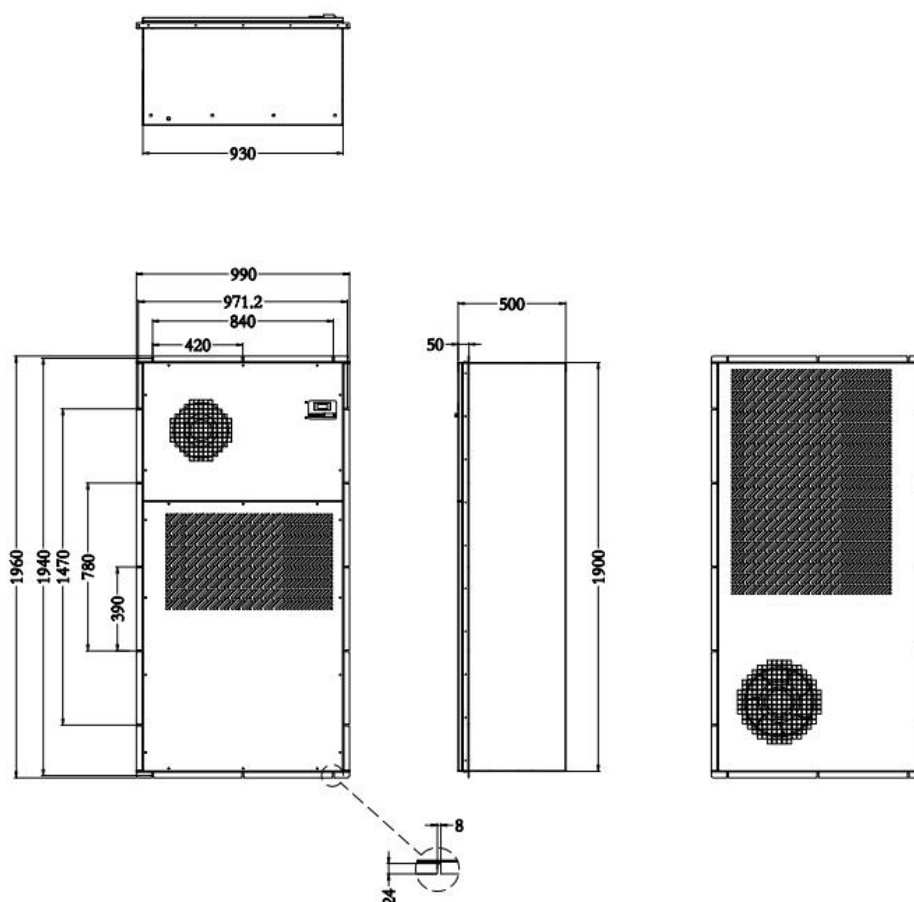
Cooling: the high-pressure refrigerant liquid in the system enters the evaporator and evaporates to absorb heat of the air in the cabinet, so the air is cooled, and the refrigerant that evaporates into gas in the evaporator is inhaled by the compressor and compressed into the high-pressure and high-temperature refrigerant gas, which enters the condenser and cooled to refrigerant liquid, and then re-enters the evaporator to cool the indoor air, and circulates accordingly



4. Product parameter

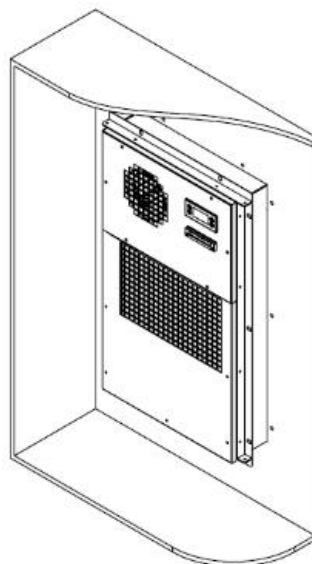
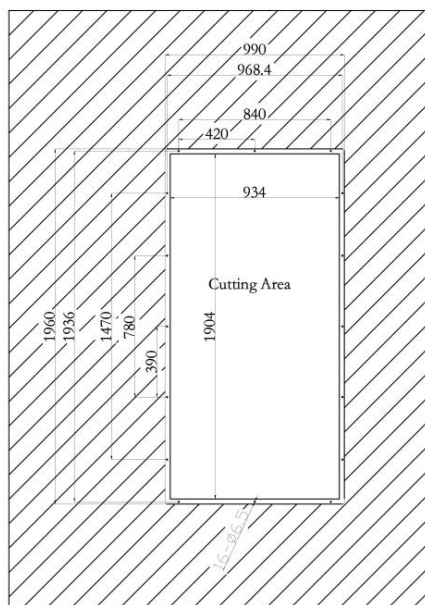
Name	Cabinet air conditioner
Model	AC1200-2
Mounting Method	Semi-embedded Mounting
Power Supply	380VAC \pm 15% 50Hz/60Hz
Cooling capacity	20000W@L35/35
Power capacity	6800W@L35/35
Cooling capacity	12000W@L35/55
Power capacity	9600W@L35/55
Max Noise Level	72dB (A)
IP Grade	IP55
Heater	6000W(Optional)
Net Weight	375kg
Refrigerant	R22/R407C
Dimensions	1960*990*500 (mm)

5. Outer dimension



6. Installation and wiring

Please design and install the product according to the installation holes drawings below

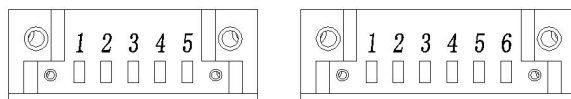


Wiring

Equipped with a display LED in internal side of product, can display running, alarm information and parameter



Definition of electrical terminal:



No.	Symbol	Definition	No.	Symbol	Definition
1	L1	AC power-L1 line	1	RS485-	Communication port B-
2	L2	AC power-L2 line	2	RS485+	Communication port A+
3	L3	AC power-L3 line	3	*	
4	N	AC power- N line	4	ALR-NC	Alarm output-NC
5	PE	Protective earthing wire	5	ALR-COM	Alarm output-COM
			6	ALR-NO	Alarm output-NO

Attention:

- ▶ It is strictly prohibited to turn the air conditioner upside down or lie flat during transportation or handling.
- ▶ Install vertically and make sure the polarity of wiring is correct and firm.
- ▶ To avoid objects blocking the air circulation at the inlet and outlet of internal and external circulation.
- ▶ If the protective cover is added, the vent area of the cover shall not be less than that of the air conditioner.